






Safely access any fixtures in seconds for fast and affordable inspection, maintenance and upgrades.

Solutions for all applications

					
LED Lighting	CCTV & Surveillance	Networking	Sirens & Alarms	Instruments & More	Autonomous Vehicles

- ✓ **Safety** Eliminate the risk of working at heights. The light fixture lowers to a safe, ergonomic service position - all from walkway level.
- ✓ **Simplicity** Easy to install and operate. Upgrade to LED without using a ladder.
- ✓ **Savings** Maximised profit through substantially reduced operating and maintenance costs.
- ✓ **Flexibility** Incorporate into new builds or convert existing rigid poles to lowering poles.

				
Cast steel joint with minimal moving parts	Suitable for hazardous locations & harsh environments	Multiple product configurations to suit a range of requirements	Superior 45° lowering pole technology	The only solution for converting existing rigid poles to lowering poles

Swivelpole™ R1 - Range

Maxis™ joint



Greenfields: Choose from our range of complete pole solutions to suit many applications.

Brownfields: Convert existing poles by installing the Maxis™ joint with the help of the Pole Conversion Tool Kit.



Available Sizes and Finishes

R1 M1

Product Code	Suits Pole Size (DN)	Finish
R1-M1-32-HG	32	Hot-Dip Galvanised
R1-M1-32-SS	32	Stainless Steel
R1-M1-40-HG	40	Hot-Dip Galvanised
R1-M1-40-SS	40	Stainless Steel

R1 M2

Product Code	Suits Pole Size (DN)	Finish
R1-M2-50-HG	50	Hot-Dip Galvanised
R1-M2-50-SS	50	Stainless Steel
R1-M2-5076-HG	65	Hot-Dip Galvanised
R1-M2-5076-SS	65	Stainless Steel



**ACCESS
MADE
EASY.**

+61 8 9582 0870
sales@swivelpole.com
swivelpole.com

